

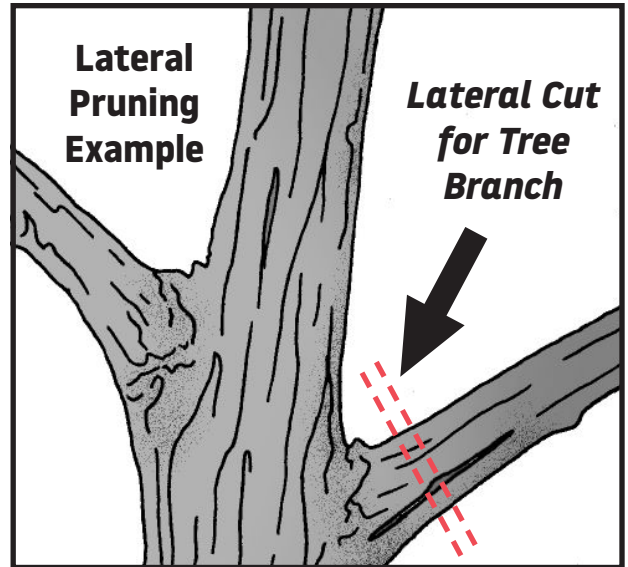
POWER LINES & TREES

BrightRidge wants to provide reliable electric service to its customers. Trees that grow too close to power lines or plants placed in the wrong location have the potential to threaten public safety and your source of power. Our community depends on the benefits made possible by safe, reliable electricity!

Power Lines & Trees

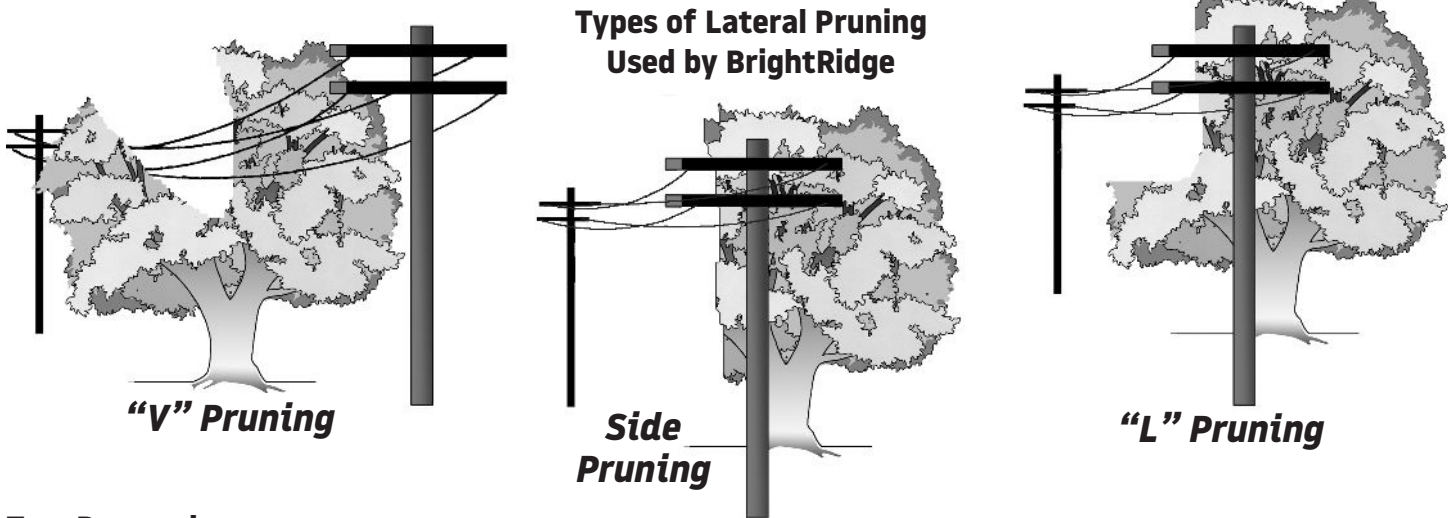
Before you invest in a tree that will grow tall, look around the area where you intend to plant. Carefully match the tree species with the location. Trees with mature heights over 25 feet should be planted at least 25 feet from any overhead utility lines. BrightRidge will not trim or remove any tree unless it poses a threat to either public safety or electric service reliability. BrightRidge tree trimming guidelines have been carefully designed to reflect the recommendations of urban foresters and experts from the National Arborist Association and the International Society of Arboriculture.

Learn more about power lines and trees by visiting brightridge.com!



Lateral Pruning

If a tree is growing too close or into a power line, BrightRidge will trim the affected tree with lateral pruning. Lateral or natural trimming is a method of cutting branches back to natural strong points on the tree, such as the juncture of the trunk and major limbs. Regrowth occurs with lateral trimming; however, branches tend to grow away from power lines, and the profuse sprouting of new limbs into power lines is avoided.



Tree Removal

The repetitive trimming of trees located directly under the power lines is a costly and temporary fix. Excessive trimming also damages the health of the tree which can cause it to become a hazard. For trees in the direct path of power lines, the best option is removal. Tree removal reduces maintenance cost and improves service reliability. Tree questions can be answered by BrightRidge's Service Department at 423-952-5025.

POWER LINES & TREES

Planting

▪ Look Up

Are power lines overhead? Never plant trees directly under power lines. Be sure to plant new trees at least 25 feet from the power lines.

▪ Look Down

Can power lines be underground? Yes! Call 811 before you dig! 811 will direct customers to local locators to identify underground utility lines. Customers are responsible for the 811's locate fees on private property. Don't forget to plant trees and shrubs at least three feet away from underground lines.

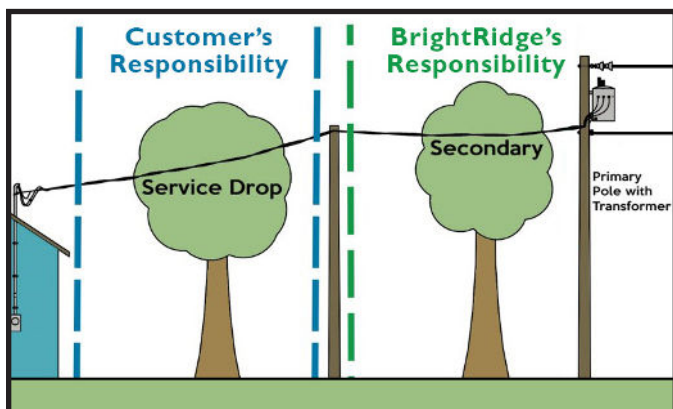
▪ Look Around

Do you see a green box in your yard? If you do see a green, metal box in your yard, it could be a BrightRidge transformer. Never plant trees or shrubs around transformers. Never use probes to water or fertilize shrubs around transformers.




Customer's Responsibility

BrightRidge assumes responsibility for maintaining proper clearance around all substations and most electric utility lines. It is the customer's responsibility to maintain proper clearance from the last pole to their house (i.e. the "service drop"). BrightRidge will provide "cut-loose" service to customers for the purpose of de-energizing lines so trees may be safely removed or trimmed. This service is available at no charge, provided the "cut-loose" request is made during these hours: Monday through Friday, 8am - 3pm. Customers will be billed for "cut-loose" service provided beyond the hours indicated. If you would like to schedule "cut-loose" service, please call the BrightRidge Service Department at (423) 952-5025. All "cut-loose" requests must be made 24 hours prior.



Transformer and Power Line Clearance

Keep in mind that BrightRidge may trim or remove any plants (trees, shrubs, etc.) that grow too close to the power lines. This safety zone is intended to ensure safety and minimize power outages.



Help us, help you keep the power on! Remember to look up, down, and around before you plant. Learn more at brightridge.com!